

HyperView 14.0.130

Varun Venkateswaran
June 2016

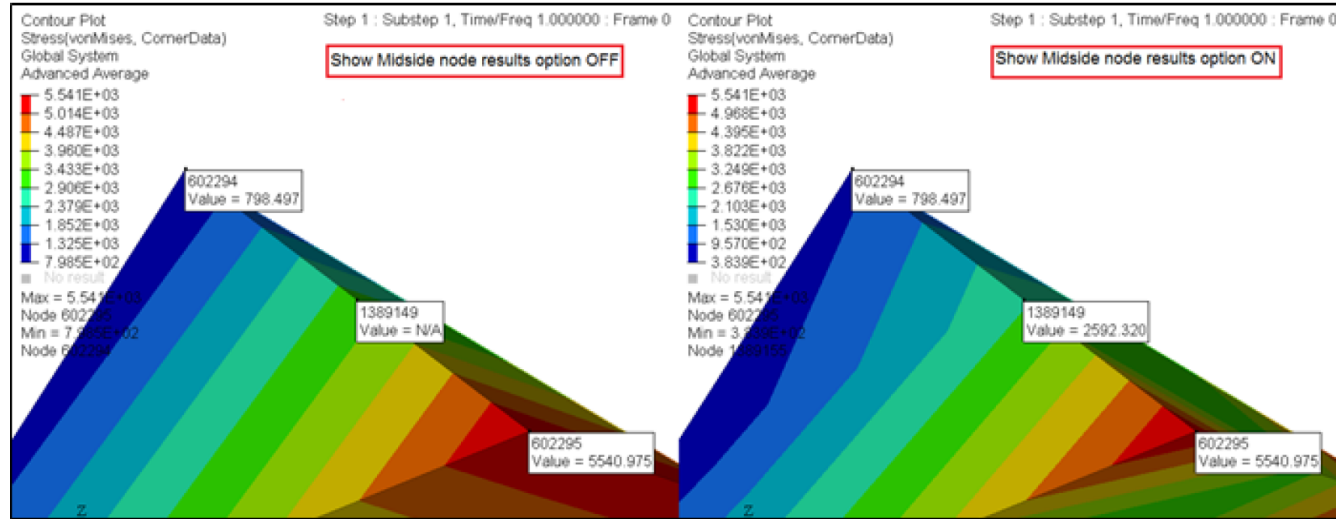
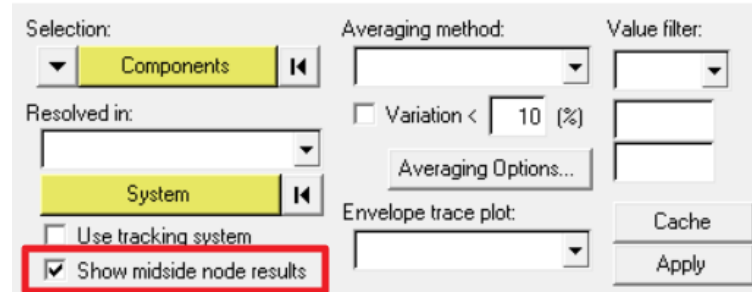


Mid-side node results

14.0.130

2차 요소를 쓸 경우, Mid-side node에서
결과값을 볼수 있게됨

- Contour 패널에서 Show midside node results 를 체크하여 활성화 가능



Part View in Results Browser

14.0.130

- 브라우저에 새롭게 도입
- 모델파일에 있는 정보를 CAE part structure/hierarchy 구조로 보여줌

The screenshot displays the Altair Results Browser interface. At the top, the file path is 'C:\Part\Parts.fem' and the ID is '1'. The main area shows a hierarchical tree of entities under 'Model.1'. The tree structure is as follows:

- Model.1
 - Frame_Assembly_Config_A_000425_Safety
 - CenterRail_A_000426_Safety
 - CenterRail_var1_A_000427_Safety
 - CenterInner_A_000428_Safety (Selected)
 - CenterInner_A_000428_Safety.c01
 - CenterOuter_A_000429_Safety
 - CenterOuter_A_000429_Safety.c01
 - CenterRail_var2_A_000430_Safety
 - CenterInner_var2_A_000431_Safety
 - CenterInner_var2_A_000431_Safety.c01
 - CenterOuter_var2_A_000432_Safety
 - CenterOuter_var2_A_000432_Safety.c01
 - LeftRail_A_000433_Safety
 - LeftInner_A_000434_Safety
 - LeftInner_A_000434_Safety.c01
 - LeftOuter_A_000435_Safety
 - LeftOuter_A_000435_Safety.c01
 - RightRail_A_000436_Safety

Below the tree, a 'Standard' table provides details for the selected entity:

Name	Value
Name	CenterInner_A_000428_Safety
ID	5
Color	[Blue]
UID	CenterInner_A
Visibility	<input checked="" type="checkbox"/>

HyperGraph 14.0.130

Varun Venkateswaran
June 2016

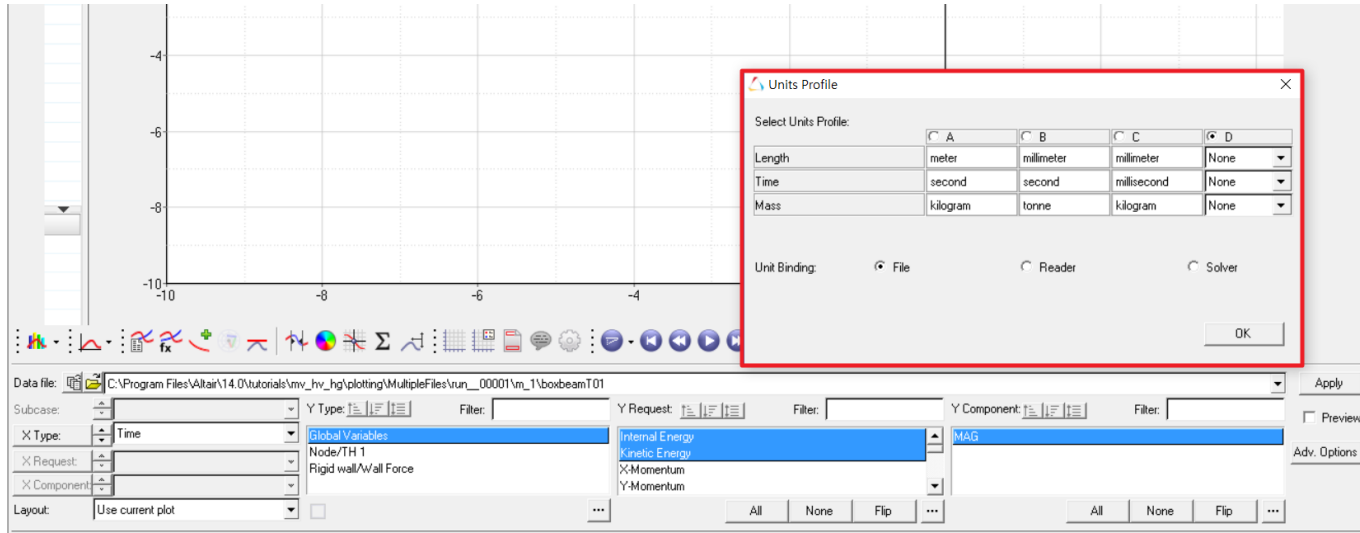


Unit Scaling

14.0.130

설정에서 Unit Scaling 이 켜져 있다면, 아래의 경우 항상 Unit Profile dialog 가 활성화 됨

- Dyna, RADIOSS 그래프 지원



Highlights ..

14.0.130

- PCH 파일 리더 업데이트 됨 (PamCrash 2015를 지원을 위한 ERF 추가)
- 새로운 DATX 리더 추가
 - DSPCon DATX 파일의 curve 데이터를 읽기 위한 새로운 리더가 추가됨
- Curve Export 기능 강화
- Filter 추가 (ISO 6487 필터 함수에 CFC 600 , CFC 1000 추가됨)